


CANADIAN PONY CLUB



D LEVEL WRITTEN/ORAL SPRING 2013

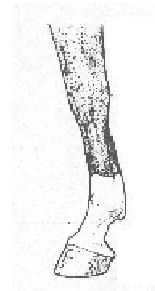
References: MH Manual of Horsemanship – 12th Edition (2003)
US D USPC Manual of Horsemanship D Level

Total Marks 35 Pass 23 (65%)

Part A: Draw a line from the name to the correct markings:

5 Marks

1. Star 2. Snip 3. Sock 4. Strip 5. Stocking USD 233-234



Part B: Circle the best answer

5 Marks

- [1] 1. One tool used to groom your pony is:
a. metal curry comb
b. body brush
c. bit
USD169

- [1] 2. The front of the saddle is called:
a. cantle
b. seat
c. pommel
MH275
- [1] 3. After dismounting, you should first:
a. take off the saddle
b. loosen the girth a hole or two
c. take the reins over your pony's head
USD26
- [1] 4. The safest way to feed a treat to your pony is:
a. in their bucket
b. from your hand
c. throw it at them
USD187
- [1] 5. You should mount from the:
a. off side
b. right side
c. near side
USD25

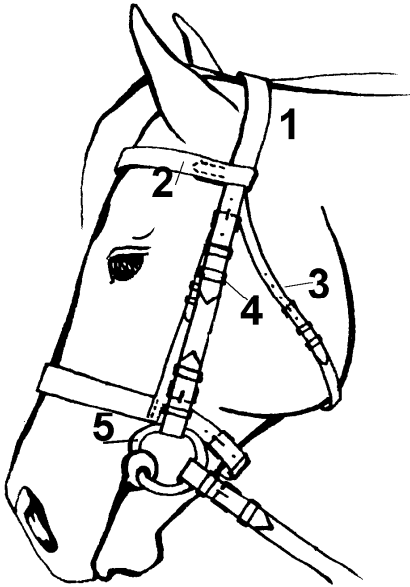
Part C: Circle Yes or No**5 Marks**

- [1] 1. Your pony needs water all the time
MH158 Yes/No
- [1] 2. You should feed your pony at the same time every day
MH158 Yes/No
- [1] 3. Ponies don't need to have salt
USD186 Yes/No
- [1] 4. Ponies can be fed hay in a manger, a hay net or on the ground
USD189 Yes/No
- [1] 5. The best hay to feed would be greenish and sweet smelling
MH169 Yes/No

Part D: Parts of the Bridle

5 Marks

Name the numbered parts. USD 249



1. _____

2. _____

3. _____

4. _____

5. _____

Part E: Safety

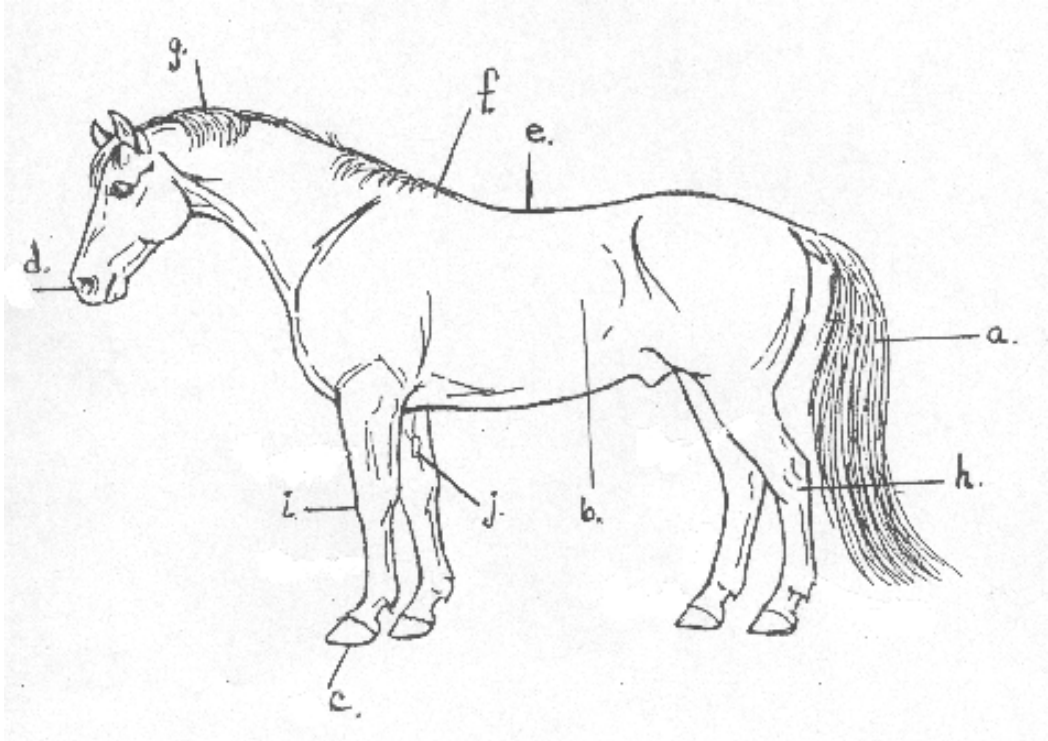
5 Marks

Circle Yes or No.

- | | | |
|-----|---|--------|
| [1] | 1. When riding, sometimes you don't need to wear your helmet | Yes/No |
| [1] | 2. When tying your pony, the best knot to use is a quick release knot | Yes/No |
| [1] | 3. When riding in a group, keep as close as you can to the pony in front | Yes/No |
| [1] | 4. If your pony lays its ears back at another pony, he may be about to kick or bite | Yes/No |
| [1] | 5. When leading a pony, wrap the lead rope around your hand | Yes/No |

PART F: Parts of the Horse
USD 231

10 Marks



- a. _____
- b. _____
- c. _____
- d. _____
- e. _____
- f. _____
- g. _____
- h. _____
- i. _____
- j. _____