


CANADIAN PONY CLUB



D LEVEL WRITTEN/ORAL SPRING 2014

References: MH Manual of Horsemanship – 12th Edition (2002)
US D USPC Manual of Horsemanship D Level

Total Marks 40 Pass 26 (65%)

Part A - Circle the best answer.

5 MARKS

- [1] 1. The safest way to feed a treat to your pony is: USD187
a. in their bucket b. from your hand c. throw it at them
- [1] 2. One tool used to groom your pony is: USD169
a. metal curry comb b. body brush c. bit
- [1] 3. The front of the saddle is called: MH275
a. waist b. seat c. pommel
- [1] 4. You should mount from the: USD25
a. off side b. right side c. near side
- [1] 5. After dismounting, you should first: USD26
a. take off the saddle b. take off your helmet c. take the reins over your pony's head

Part B - Answer TRUE-T or FALSE-F to these statements. 8 MARKS

- _____ 1. Ponies kept outside in the winter will grow a thick coat to keep warm.
MH 34
- _____ 2. You should always speak to your pony before entering the stall.
MH 118
- _____ 3. When leading a pony with a halter and lead rope, the extra rope should be wrapped around your hand.
US D 136
- _____ 4. You should lead your pony from the off side.
MH 123
- _____ 5. When riding, sometimes you don't need to wear your helmet
US D 7
- _____ 6. If your pony lays its ears back at another pony, he may be about to kick or bite.
- _____ 7. The knees are found on the front legs.
MH frontispiece US D 231
- _____ 8. Horses only get a little water each day.

Part C - Choose the best answer for each blank. 7 MARKS

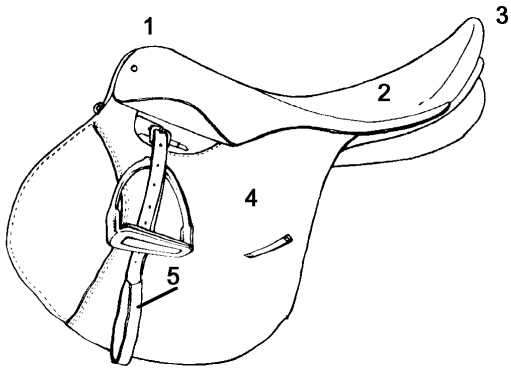
Use the words at the bottom of the page.
You will have some words left over.

- 1. You should use _____ to clean your saddle.
- 2. Always loosen your _____ after dismounting.
- 3. Always use a _____ and _____ when catching your pony.
- 4. _____ is a good food for your pony.
- 5. When catching a pony in the field you should approach him at his _____.
- 6. Use a _____ to brush your pony's mane and tail.

Halter	Lead	Shoulder	Body Brush	Sugar Cube
Girth	Hay	Tail	Saddle Soap	Curry Comb

Part D - Label the parts of the Saddle.

5 MARKS

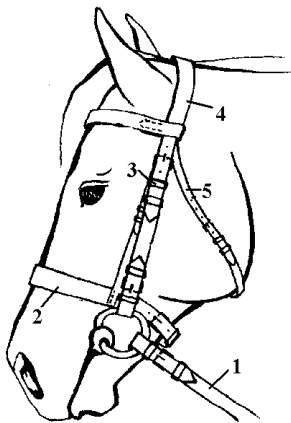


USD 248

- 1. _____
- 2. _____
- 3. _____
- 4. _____
- 5. _____

Part E - Label the parts of the Bridle.

5 MARKS



USD 249; 261 262

- 1. _____
- 2. _____
- 3. _____
- 4. _____
- 5. _____

Part F - Label the parts of the Horse.

10 MARKS

1. _____

6. _____

2. _____

7. _____

3. _____

8. _____

4. _____

9. _____

5. _____

10. _____

USD 231

